

# EMERGENCY RECORD

## Adult Trauma

TIME SEEN: \_\_\_\_\_

LOCATION: \_\_\_\_\_

LAST FOOD \_\_\_\_\_ LAST DRINK \_\_\_\_\_

HISTORIAN: patient spouse paramedics \_\_\_\_\_

### HPI

**chief complaint:** \_\_\_\_\_

<b>occurred:</b> just PTA _____ today _____ yesterday _____ _____ days ago	<b>where:</b> home school work street _____ _____
--	---

**context:** \_\_\_\_\_

<b>location of pain / injuries:</b> head face mouth neck chest abdomen back upper mid- lower radiating to R/L thigh / leg	--right-- shldr hip arm thigh elbow knee f-arm leg wrist ankle hand foot	--left-- shldr hip arm thigh elbow knee f-arm leg wrist ankle hand foot
---	--	---

<b>severity of pain:</b> mild _____ moderate _____ severe _____	<b>associated symptoms:</b> lost consciousness / dazed duration: _____ remembers: impact coming to hospital / shelter seizure _____
--	--

<b>ROS</b> loss feeling / power arms / legs headache double vision / hearing loss	trouble breathing / chest pain nausea / vomiting loss of bladder function skin laceration recent fever / illness
--	--

**SOCIAL HX** recent ETOH smoker drug abuse

**PAST HX** negative

\_\_\_\_\_

\_\_\_\_\_

\_\_\_\_\_

\_\_\_\_\_

### TRIAGE ASSESSMENT

Patient Name: \_\_\_\_\_

V/S BP \_\_\_\_\_ HR \_\_\_\_\_ RR \_\_\_\_\_ Temp \_\_\_\_\_

Triage Level: 1 2 3 4 5 Time: \_\_\_\_\_

ARRIVED BY \_\_\_\_\_ WITH: \_\_\_\_\_

Tetanus Immunization: UTD >5 years > 10years

2005 Flu Yes No 2005 Pneumovax Yes No

Current Meds: \_\_\_\_\_

\_\_\_\_\_

\_\_\_\_\_

**ALLERGIES:** \_\_\_\_\_

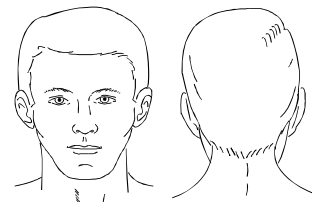
\_\_\_\_\_

### PHYSICAL EXAM

**General Appearance** c-collar ( PTA / in ED ) / backboard \_\_\_\_\_  
 \_\_\_ no acute distress \_\_\_ mild / moderate / severe distress  
 \_\_\_ alert \_\_\_ anxious / lethargic

**HEAD** see diagram  
 \_\_\_ no evidence of trauma \_\_\_ Battle's sign / Raccoon Eyes

**NECK** \_\_\_ vertebral point-tenderness  
 \_\_\_ non-tender \_\_\_ muscle spasm / decreased ROM  
 \_\_\_ painless ROM \_\_\_ pain on movement of neck  
 \_\_\_ trachea midline



**EYES** \_\_\_ unequal pupils R- \_\_\_ mm L- \_\_\_ mm  
 \_\_\_ PERRL \_\_\_ subconjunctival hemorrhage

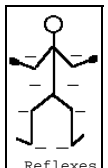
\_\_\_ EOMI  
**ENT** \_\_\_ hemotympanum  
 \_\_\_ nml external inspection \_\_\_ clotted nasal blood  
 \_\_\_ no dental injury \_\_\_ dental injury / malocclusion

**RESP / CVS** \_\_\_ decreased breath sounds  
 \_\_\_ chest non-tender \_\_\_ wheezing / rales  
 \_\_\_ breath sounds nml \_\_\_ splinting / paradoxical movements  
 \_\_\_ heart sounds nml

**ABDOMEN** \_\_\_ tenderness / guarding / rebound  
 \_\_\_ non-tender \_\_\_ mass / organomegaly  
 \_\_\_ no organomegaly

**GENITAL / RECTAL** \_\_\_ perineal hematoma  
 \_\_\_ nml genital exam \_\_\_ blood at urethral meatus  
 \_\_\_ nml vaginal exam \_\_\_ decreased rectal tone  
 \_\_\_ nml rectal exam  
 \_\_\_ heme negative stool

**NEURO / PSYCH** \_\_\_ confusion / disorientation  
 \_\_\_ oriented x3 \_\_\_ EOM palsy / anisocoria  
 \_\_\_ mood & affect nml \_\_\_ facial asymmetry  
 \_\_\_ CN's nml as tested \_\_\_ unsteady / ataxic gait  
 \_\_\_ sensation & \_\_\_ sensory / motor deficit  
 \_\_\_ motor nml

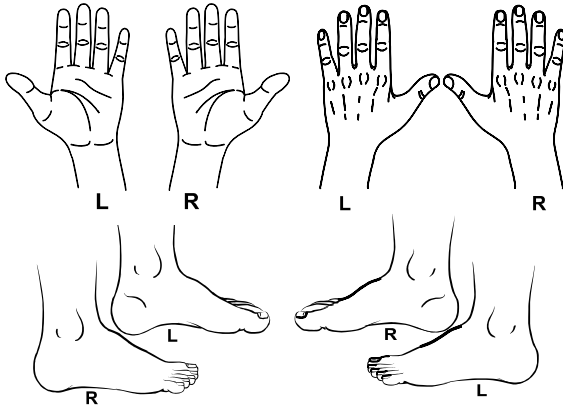


**SKIN**  
 \_\_\_ intact \_\_\_\_\_  
 \_\_\_ warm, dry \_\_\_\_\_  
 \_\_\_\_\_  
 \_\_\_\_\_

**BACK**  
 \_\_\_ no CVA \_\_\_\_\_  
 \_\_\_ tenderness \_\_\_\_\_  
 \_\_\_ no vertebral \_\_\_\_\_  
 \_\_\_ tenderness \_\_\_\_\_

**EXTREMITIES**  
 \_\_\_ atraumatic \_\_\_\_\_  
 \_\_\_ pelvis stable \_\_\_\_\_  
 \_\_\_ hips non-tender \_\_\_\_\_  
 \_\_\_ no pedal edema \_\_\_\_\_  
 \_\_\_ nml ROM \_\_\_\_\_

*Joint Exam:*  
 \_\_\_ limited ROM / ligaments laxity / joint effusion \_\_\_\_\_



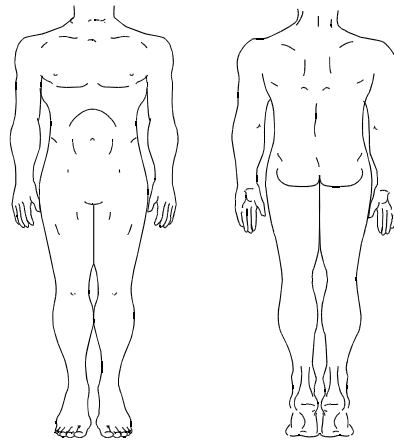
**PROCEDURES:**

**Wound Description / Repair**  
 length \_\_\_\_\_ cm location \_\_\_\_\_  
 superficial \*subcut. ^muscle linear stellate irregular  
 clean contaminated moderately /\*heavily \_\_\_\_\_  
**distal NVT:** neuro & vascular status intact no tendon injury  
**anesthesia:** local digital block \_\_\_\_\_ mL  
 lidoc 1% 2% epi / bicarb marcaine 0.25% 0.5% LET  
**prep:**  
 Shur-Cleans / Betadine / Hibiclens debrided  
 irrigated / washed w/ saline minimal /\*mod. /\* /\* ^extensive  
 minimal / mod. /\* ^extensive undermined  
 foreign material removed minimal / mod. /\* ^extensive  
 partially completely ^wound margins revised  
 minimal / mod. /\* ^extensive wound explored

**repair:** Wound closed with: wound adhesive / steri-strips \_\_\_\_\_  
 SKIN- # \_\_\_\_\_ -0 nylon / prolene / staples \_\_\_\_\_  
 \*SUBCUT-# \_\_\_\_\_ -0 vicryl \_\_\_\_\_  
 \*may indicate intermediate repair ^ may indicate complex repair

**LAB**  
 \_\_\_\_\_  
 \_\_\_\_\_  
 \_\_\_\_\_  
 \_\_\_\_\_  
 \_\_\_\_\_

**X-RAY**  
 \_\_\_\_\_  
 \_\_\_\_\_  
 \_\_\_\_\_  
 \_\_\_\_\_



T=Tenderness  
 PtT=Point Tenderness  
 S=Swelling  
 E=Ecchymosis  
 Lac=Laceration  
 A=Abrasion B=Burn  
 (∅=without m=mild  
 mod=moderate  
 sv=severe)  
 Tsv = Tenderness on  
 palpation (severe)

**PROGRESS:**

Time \_\_\_\_\_ unchanged improved re-examined  
 \_\_\_\_\_  
 \_\_\_\_\_  
 \_\_\_\_\_  
 \_\_\_\_\_  
 \_\_\_\_\_  
 \_\_\_\_\_  
 \_\_\_\_\_  
 \_\_\_\_\_  
 \_\_\_\_\_

- Has adequate resources
- Inadequate Resources \_\_\_shelter \_\_\_medication \_\_\_food / water
- Instructions / Resources Given

\_\_\_ Discussed with Dr. \_\_\_\_\_ at \_\_\_\_\_  
 \_\_\_ Counseled pt / family regarding: diagnosis need for follow-up transfer  
 \_\_\_ food / water given  
 \_\_\_ other support \_\_\_\_\_

**CLINICAL IMPRESSION:**

\_\_\_\_\_  
 \_\_\_\_\_  
 \_\_\_\_\_  
 \_\_\_\_\_  
 \_\_\_\_\_

Discharge Instructions \_\_\_\_\_  
 \_\_\_\_\_

Discharge Meds \_\_\_Rx given \_\_\_\_\_  
 \_\_\_\_\_

DISPOSITION-  home  shelter \_\_\_\_\_  admitted  
 transferred

CONDITION-  unchanged  improved  stable \_\_\_\_\_  
 Tetanus Given: \_\_\_\_\_

PROVIDER SIGNATURE- \_\_\_\_\_